



50Ω TERMINATED 18 GHz SMA LATCHING S.P.10T. SWITCH

OPTIONS: INDICATOR

R F CHARACTERISTICS

NUMBER OF WAYS : 10
 FREQUENCY RANGE : 0 - 18 GHz
 IMPEDANCE : 50 Ohms

FREQUENCY (GHz)	0 - 3	3 - 8	8 -12.4	12.4-15.5	15.5- 18
V.S.W.R <=	1.20	1.30	1.40	1.50	1.70
INSERT. LOSS <=	0.20 dB	0.30 dB	0.40 dB	0.50 dB	0.70 dB
ISOLATION >=	80 dB	70 dB	60 dB	60 dB	55 dB
AVER. POWER (*)	120 W	80 W	60 W	55 W	50 W

TERMINATION IMPEDANCE : 50 Ohms
 TERMINATION AVG. POWER AT 25° C : 1 W per termination
 3 W total power

ELECTRICAL CHARACTERISTICS

ACTUATOR : LATCHING
 NOMINAL CURRENT AT 25° C (*10%) : 125 mA / RESET : 1250 mA (**)
 ACTUATOR VOLTAGE (Vcc) : 28V (24 to 30V) / NEGATIVE COMMON
 TERMINALS : solder pins (250°C max./30 sec.)
 INDICATOR RATING : 1 W / 30 V / 100 mA

MECHANICAL CHARACTERISTICS

CONNECTORS : SMA female per MIL-C 39012
 LIFE : 2.000.000 cycles per position
 SWITCHING TIME (nominal voltage;25° C) : < 15 ms
 CONSTRUCTION : splashproof
 WEIGHT : < 360 g

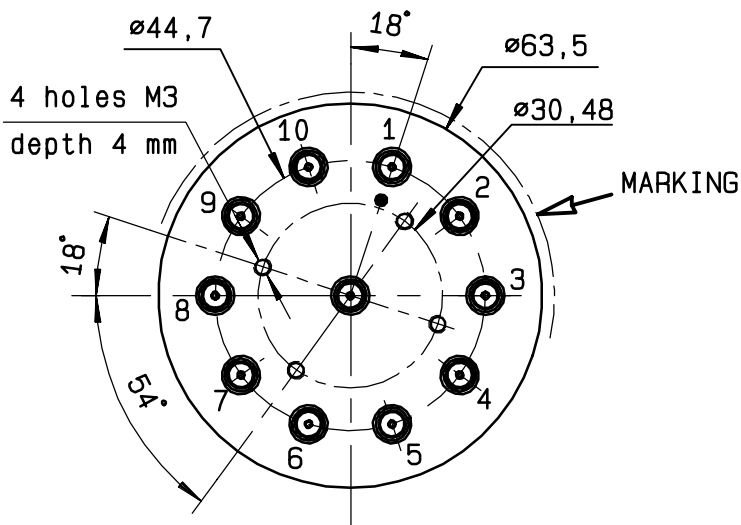
ENVIRONMENTAL CHARACTERISTICS

OPERATING TEMPERATURE RANGE (°C) : -40 , +85
 STORAGE TEMPERATURE RANGE (°C) : -55 , +85

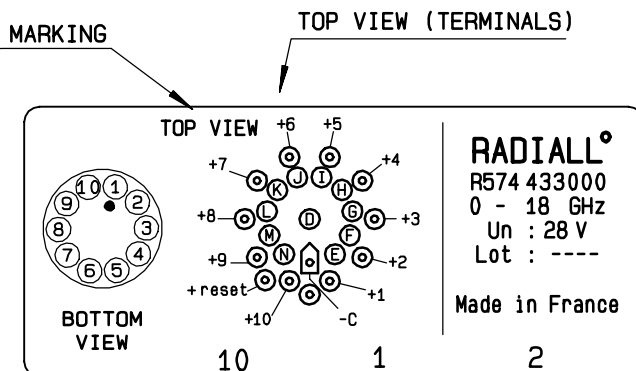
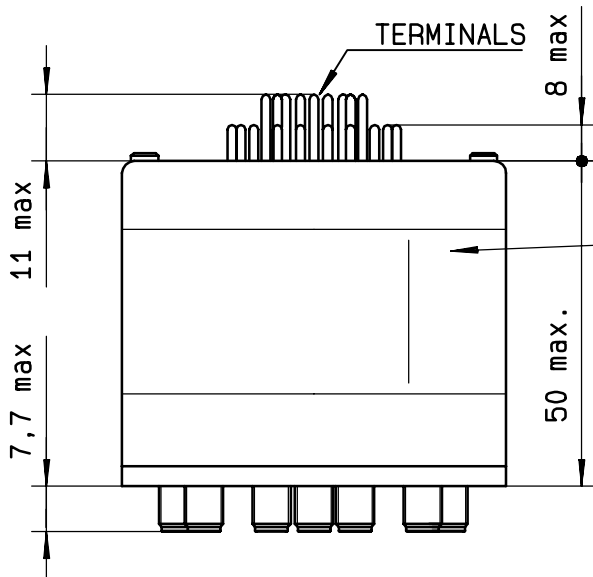
(* : average power at 25° C per RF path)
 (** RESET : supply voltage time 1sec. max./duty cycle 10%)

This information is given as an indication. In the continual goal to improve our products, we reserve the right to make any modifications judged necessary

4112-9212

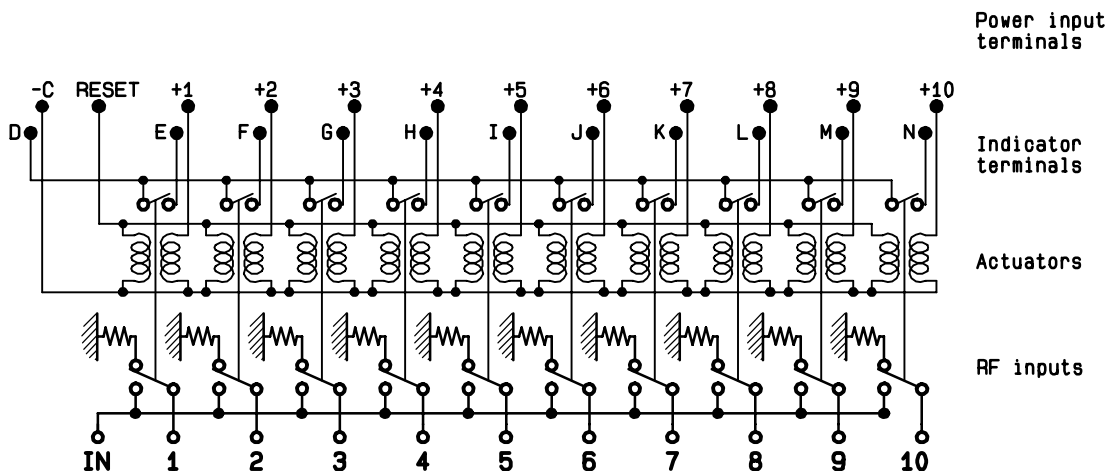


Voltage	RF continuity	Ind.
-C +RESET	All ports open	--
-C +1	IN ↔ 1	D.E
-C +2	IN ↔ 2	D.F
-C +3	IN ↔ 3	D.G
-C +4	IN ↔ 4	D.H
-C +5	IN ↔ 5	D.I
-C +6	IN ↔ 6	D.J
-C +7	IN ↔ 7	D.K
-C +8	IN ↔ 8	D.L
-C +9	IN ↔ 9	D.M
-C +10	IN ↔ 10	D.N



RADIALL
 R574 433 000
 0 - 18 GHz
 Un : 28 V
 Lot : ----
 Made in France

SCHEMATIC DIAGRAM



This information is given as an indication. In the continual goal to improve our products, we reserve the right to make any modifications judged necessary

4113-9212